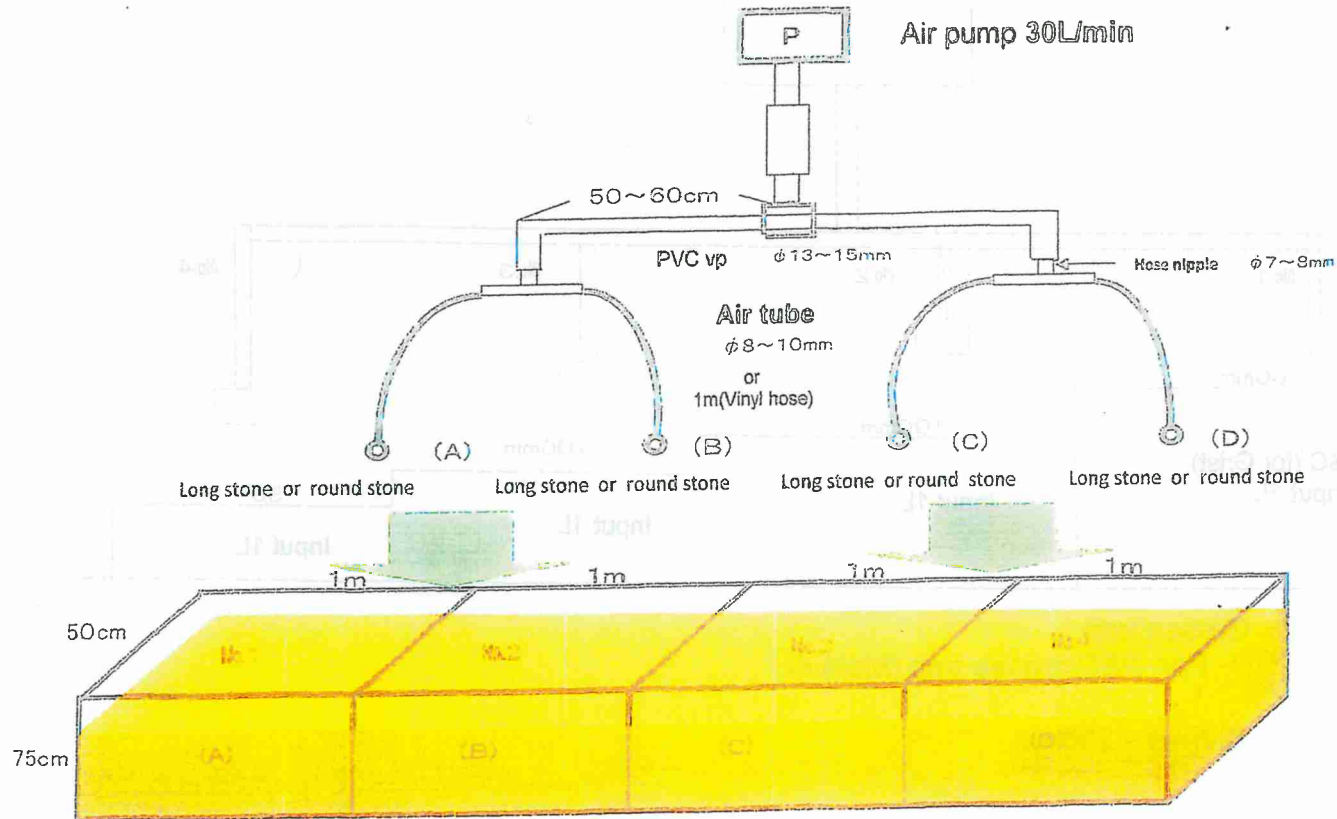
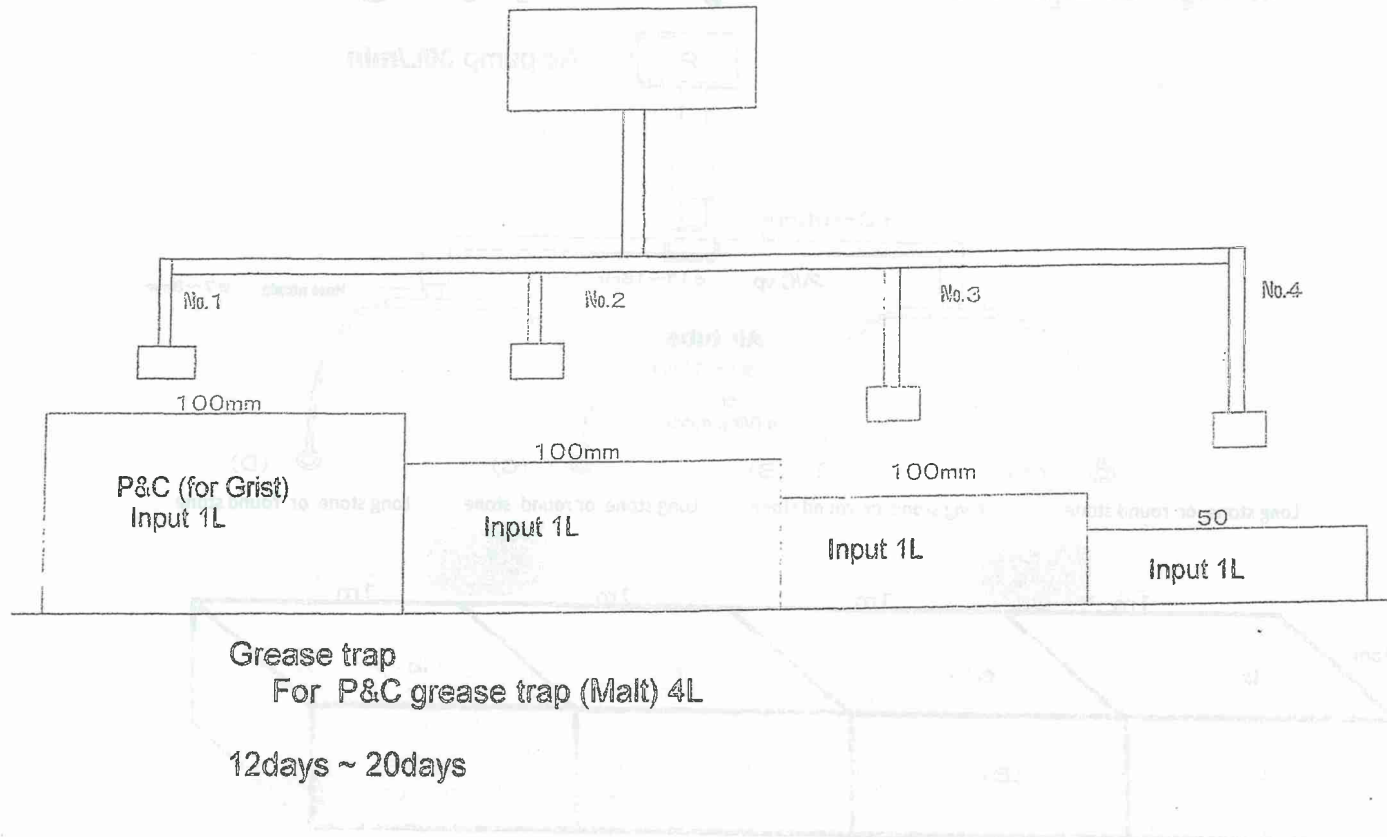


# Grip trap aeration system piping

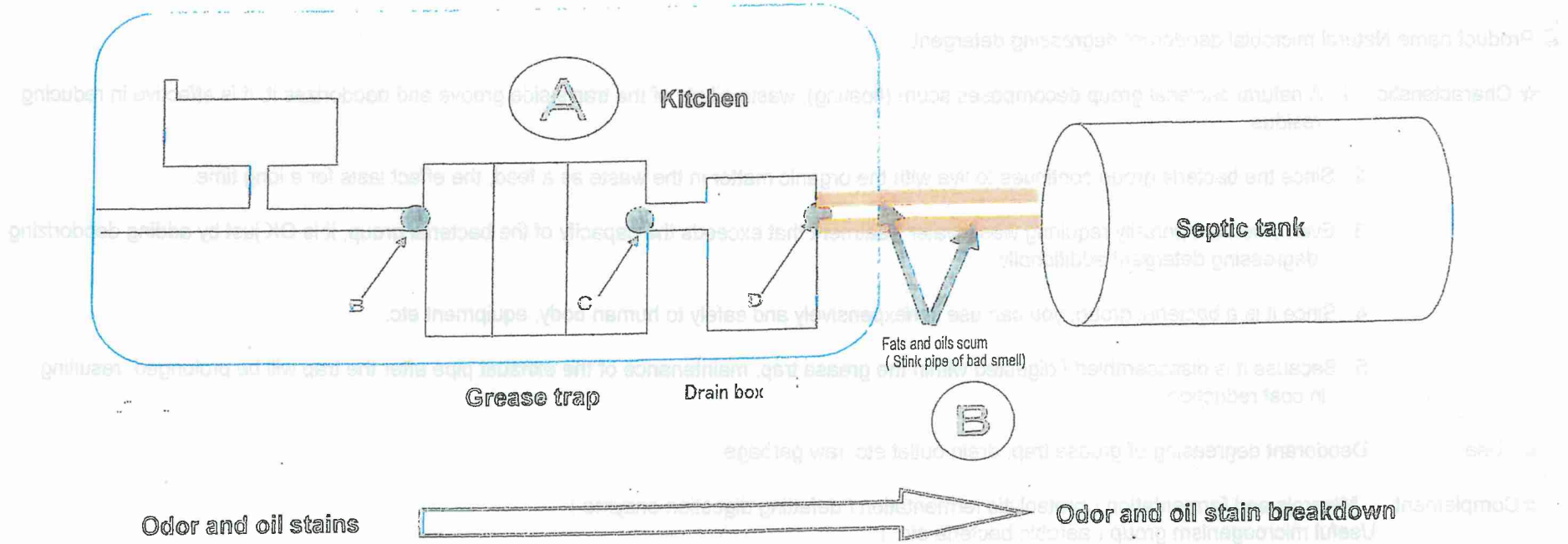


Pump 30L/mits per minute



Grease Trap Drainage side groove. On an floor, information on deodorizing and degreasing (waste oil decomposition) measures

Traditionally, odor and waste oil generated from the grease trap and side grooves are left to the professional dealer, and I think that the cost is also a heavy burden. This time we will introduce the product, which is a microorganism-based deodorizing, clearing agent inside the grease trap side groove. It exerts a great effect in decomposing organic waste oil, removing, deodorizing and reducing residuals. We would appreciate it if you could let me know the effect directly after trying it.



Fats and oils accumulated and accumulated over many years (scum) Odors are generated in summer from the spring season.

- Ⓐ The all-dash P&C sprayed on the effect or the odor countermeasure in the septic tank.
- Ⓑ Peeling phenomenon occurs in the grease scum of, and the malodor problem is solved.

## Grease Trap Drainage side groove Drain box Information on deodorizing and degreasing (waste oil decomposition) measures

Traditionally, odor and waste oil generated from the grease trap and side grooves are left to the professional dealer, and I think that the cost is also a heavy burden. This time we will introduce the product, natural microorganism deodorant degreasing, cleaning agent inside the grease trap side groove. It exerts great effect in decomposing organic waste oil, fermenting, deodorizing and reducing residuals. We would appreciate it if you could check the effect directly after trying it.

### © Product name Natural microbial deodorant degreasing detergent

- ★ Characteristic
1. A natural bacterial group decomposes scum (floating), waste oil etc of the trap's side groove and deodorizes it. It is effective in reducing residue.
  2. Since the bacteria group continues to live with the organic matter in the waste as a feed, the effect lasts for a long time.
  3. Even when temporarily requiring wastewater treatment that exceeds the capacity of the bacterial group, it is OK just by adding deodorizing degreasing detergent additionally.
  4. Since it is a bacterial group, you can use it inexpensively and safely to human body, equipment etc.
  5. Because it is disassembled / digested within the grease trap, maintenance of the exhaust pipe after the trap will be prolonged, resulting in cost reduction.

★ Use Deodorant degreasing of grease trap, drain outlet etc, raw garbage

★ Complement Minerals and fermentation ( proteolytic fermentation / defatting digestion enzyme )  
Useful microorganism group ( aerobic bacteria etc. )

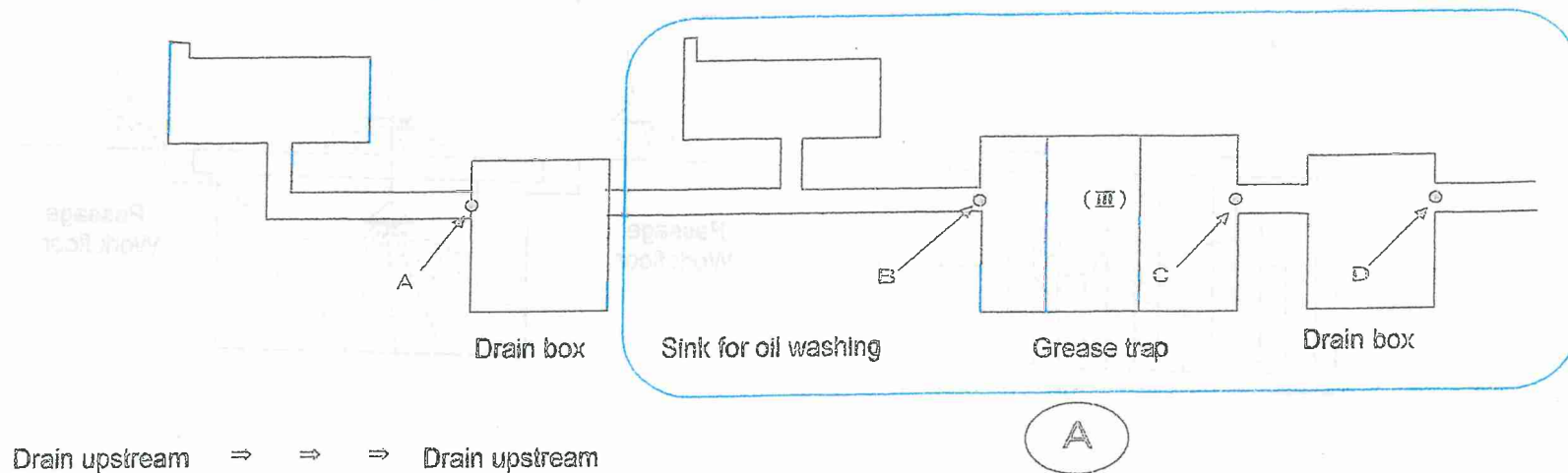
★ Storage period 6 months after opening

### Usage Notes

This product avoids high temperature , humidity, direct sunlight, please keep out of children.

Although this product rarely causes turbidity in the liquid, since it has nothing to do with the effect at all, please use with confidence.

I ) Deodorizing degreasing manual of drain pipe, drainage box grease trap

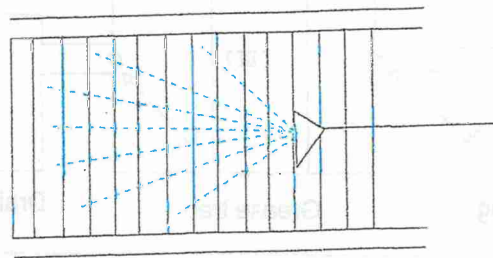


Initial treatment

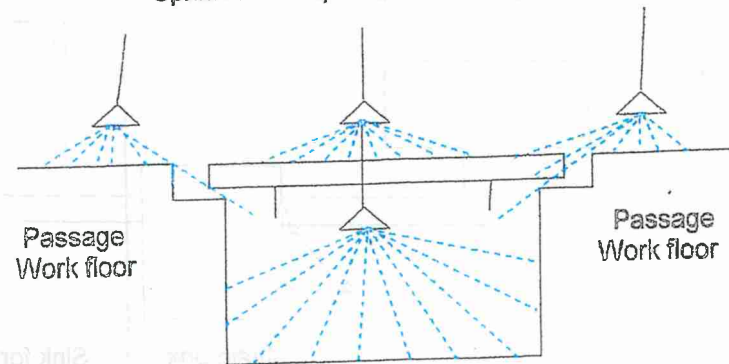
- ① At the end of cooking A B C D drain box / grease trap plug cotton cloth with a cloth and a towel
- ② All dash P&C Please dilute the stock solution to 2 parts and fill it from the sink drain port to the input sink drain port.  
( If you mix with diluted hot water at around 40°C, you will get better effect.)
- ③ All dash P&C At the time of injection spraying with a pressurized sprayer gives good effect because it is aerobic bacteria.
- ④ All dash P&C Because it is a microorganism, it will die when mixing with high temperature water.

## II Drainage side groove

Tile, Concrete, working floor, Passage



Sprinkled with pressurized sprayer or joule



All dash P&C Spray on the working floor, the side groove wall, the grating lid and the lid all over again using a pressurized sprayer.

Spray 5~7 minutes Since peeling of the scum lump begins, so please crank like the grease trap.

Standard Amount of liquid used plane 1L of undiluted solution to 10m<sup>2</sup>



### III Deodorizing and degreasing of grease trap

Grease trap capacity 250L ( W 50cm × L 100cm × H 750cm ) in case of tank

- 1) If the inside of the tank is cleaned, please spray entirely with all-dash P&C stock solution 4L pressurized spray mist, joule.
- 2) If it is not cleaned please spray all dash P&C stock solution throughout with the 12L pressurized spray mist. After 5min ~ 7min after spraying the scum phenomernom of caught scum lump begins so you can easily remove it with commercially available kuren like.
- 3) Please do not spray all dash P&C without spoiling after removing scum removed by kelen stick.

